

Pysanky 4 Fun

A Collection of Trilingual Activities 4 Kids



by Joan Brander

Baba's Beeswax
3591 Springfield Drive
Richmond, BC V7E 1Z3

BabasBeeswax.com

Copyright © 2018 by Baba's Beeswax
Teachers can photocopy for classroom use. Printed in Canada

Children's Books published by Baba's Beeswax

2018 My First Pysanka : Symbols my Baba taught me - A Coloring Book for Children and Toddlers
2018 Pysanky 4 Fun : A Collection of Trilingual Activities 4 Kids
2012 Pysanka Power! Birthday Party Ideas & Planner
2012 Pysanka Power! Birthday Party Ideas & Planner (eBook)
1997 Pysanky on Paper - An Activity Book for Children

Teaching Aids, Videos, PowerPoints, and Other Books published by Baba's Beeswax

2020 Learn to Write Pysanky for Teachers and Students (video)
2019 Snowflake Eggs : How to Make Christmas Ornaments the Batik Way
2017 Pihshankih dlya Zadovolennya
2016 Discover the Magic of Pysanky (video)
2016 Discover the Magic of Pysanky - An overview on how to make Ukrainian Easter Eggs (powerpoint)
2015 Pysanky Color Sequence Chart
2015 Pysanka Certificates
2014 Pysanka Power - Writing Eggs with Beeswax and Dyes: Instructions, information, and money saving tips for all levels of experience (eBook)
2014 About The Pysanka—It Is Written! A Bibliography (eBook)
2014 On s'amuse avec Pysanky
2014 What would Guy Kistka Say?
2014 Hey Kids! It's a pysanky party with Guy Kistka, Katie Kandle, the Dye Guys, and Baby Beeswax
2013 Pysanky Library and published works of Joan Brander (video)
2013 Learn Pysanky with Joan Brander at Delta Museum and Archives 2002 to 2008 (video)
2013 Pysanky Gallery and collection of Joan Brander (video)
2013 Joan Brander's Pysanky Studio (video)
2012 Our Tee Shirts Get Around (video)
2012 Annual Pysanky Ukrainian egg decorating Workshops (video)
2012 Pysanka Power #2 - Trypillian Designs
2012 Pysanka Power #4 - Hanging Pysanky
2012 Pysanka Power #5 - Holiday Ornaments
2012 Pysanka Power #6 - Bleached Pysanky
2012 Pysanka Power #7 - Traditional Egg Division
2012 Pysanka Power #8 - Colors and Their Meanings
2012 Pysanka Power #9 - How to Get Beautiful Results the Very First Time
2012 Pysanka Power #10 - How to Empty Your Pysanky
2012 Pysanka Power #12 - More than 80 Pysanky Tips
2012 Pysanka Power #12 - More than 80 Pysanky Tips

2011 to 2013 Baba's Beeswax Newsletters

2011 Book Launch of About the Pysanka—It Is Written! A Bibliography (video)
2008 Pysanka Symposium and Book Launch in Washington, DC (video)
2007 About the Pysanka—It Is Written! A Bibliography by Joan Brander
2006 Lesson Plan - How to Make a Star Rosette
2006 Pysanky 4 Fun Pamphlet - Symbols and Their Meanings
2002 Pysanka Power #11 - More than 60 Pysanky Tips (out-of-print)
1997 Crossword Puzzle
1997 Pysanky Egg-tivity Scrambled Pysanky Egg Words
1995 to 2001 EGGs-aminer Newsletter

Pysanka Power Podcast produced by Baba's Beeswax

Episode 1 - The Essentials of Pysanky Ukrainian Easter Eggs
Episode 2 - The Ancient Origins of Pysanky and Stories Told About Them
Episode 3 - All About Pysanky Dyes
Episode 4 - Traditional Pysanky Symbols - Geometric Patterns
Episode 5 - The Technique of Using Pencil Guidelines for Pysanky
Episode 6 - Types of Ukrainian Decorated Eggs

ISBN 978-1-897253-46-5



Contents

Symbols and Their
Meanings (English)

On s'amuse avec Pysanky
(French)

Pihshankih dlya
Zadovolennya (Ukrainian)

Pysanky Party

Scrambled Pysanky
Egg Words

What would Guy Kistka
say?


Crossword Puzzle

Discover the Magic
of Pysanky

Publications by
Baba's Beeswax

About the Author

Pysanky & Fun



Symbols and Their Meanings

star rosette - *good luck*

diamonds - *knowledge*

flowers - *beauty*

leaves - *youthfulness*


wavy lines - *water*

pine needles - *spring*

dots - *stars*

curls - *protection*

On s'amuse avec Pysanky



Les symboles et leurs significations

Les rosettes d'étoiles - la chance
Les losanges diamonds - la connaissance
Les fleurs - la beauté
Les feuilles - la jeunesse

Les lignes ondulées - l'eau
Les aiguilles de pins - le printemps
Les points - les étoiles
Les lignes bouclées - la protection

Ukrainian:


Писанки для Задоволення

How to say it:

Pih-sahn-kih dlya Zadovolennya

English Translation:

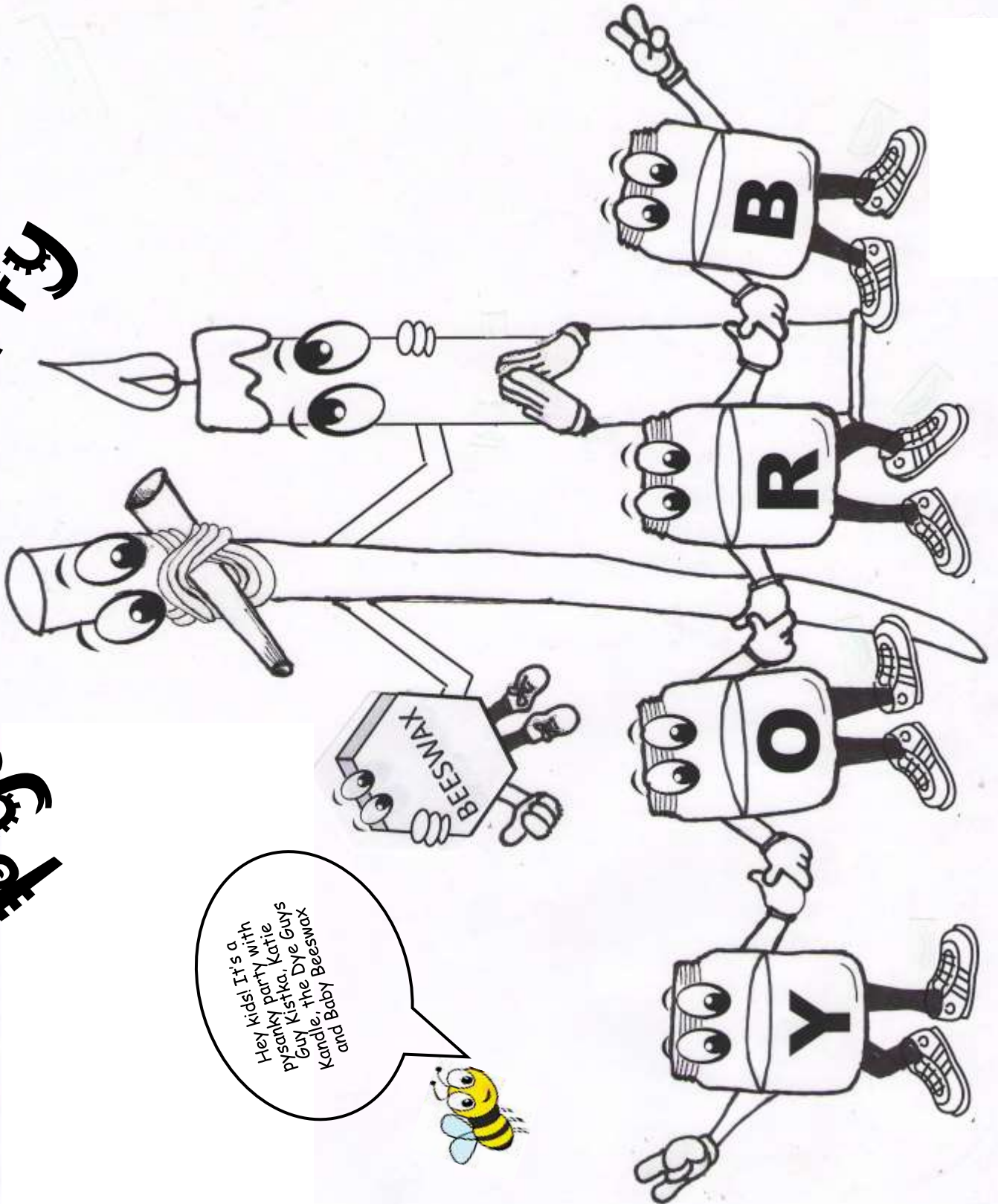
Pysanky for Fun



<i>Ukrainian</i>	<i>How to say it</i>	<i>English</i>
Символи та їх Значення	Symvoly ta yikh Znachennya	Symbols and Their Meanings

<i>Symbol in Ukrainian</i>	<i>How to say it</i>	<i>Symbol in English</i>	<i>Meaning in Ukrainian</i>	<i>How to say it</i>	<i>Meaning in English</i>
зірка розеткою	zirka rozetkoyu	star rosette	щастя	shchasty	good luck
хвилясті лінії	khvylyasti liniyi	wavy lines	вода	voda	water
діаманти	diamanty	diamonds	знання	znannya	knowledge
хвою	khvoyu	pine needles	весна	vesna	spring
квіти	kvity	flowers	краса	krasa	beauty
точок	tochok	dots	зірка	zirka	stars
листя	lystyа	leaves	молодість	molodist'	youth
кучері	kucheri	curls	захист	zakhyst	protection

Pyssanky Party



Pysanky Egg-Activity

Scrambled Pysanky Egg Words

K R A S H A N K Y P H N
 Y E S N R E T T A P A F
 K T L T H C I T C I P I
 N S D U E R I E N N P S
 A A M T F E C I O E I H
 S E O A N I A I T I N T
 Y R R C I R T E M O E G
 P K E E K I R U G O S N
 S O E U D N Y S A E S E
 G H D A I H T L A E H R
 G U R T P U R P L E B T
 E T Y S V L E G E N D S


Solution: 16 Letters (3 words)

ISBN 978-1-897253-40-3
© 1997 Joan Brander
teachers can photocopy for classroom use


beautiful	deer	Easter	easy	eggs	eternity	fish
geometric	happiness	health	kohut	krashanky	legends	patience
patterns	protect	purple	pysanky	strength	tradition	Ukrainian

Learn to make pysanky with expert and best-selling author Joan Brander
 artist • author • instructor • lecturer
 T 604.275.8169 | F 604.275.6847 | E joan@babasbeeswax.com | W babasbeeswax.com
 Saving the world one pysanka at a time . . . ®

What would Guy Kistka say?



Pysanky & Fun



ACROSS

- 3 a source of life
- 4 leaves are this type of symbol
- 5 these are geometric symbols
- 9 a type of wax
- 11 this tool applies melted beeswax to Pysanky
- 12 diamonds are this type of symbol
- 13 where Pysanky originated
- 16 has a sweet honey-like smell
- 17 keep this free of lint and dirt
- 18 pictures, codes or signs

DOWN

- 1 a horse is this type of symbol
- 2 beeswax creates these on Pysanky
- 4 Ukrainian Easter egg
- 6 passed down through the generations
- 7 don't touch this!
- 8 a joyous holiday
- 10 stories
- 14 bright, vibrant colours
- 15 vessels for holding dyes

ISBN 978-1-897253-39-7
 © 1997 Joan Brander
 teachers can photocopy for classroom use

Learn to make pysanky with expert and best-selling author Joan Brander
 artist • author • instructor • lecturer
 T 604.275.8169 | F 604.275.6847 | E joan@babasbeeswax.com | W babasbeeswax.com
 Saving the world one pysanka at a time ©

ANSWERS:
 ACROSS 3-egg 4-pplant 5-lines 9-candle 11-kistka 12-geometric 13-Ukraine 16-beeswax 17-funnel 18-symbols
 DOWN 1-animal 2-designs 4-Pysanka 6-tradition 7-flame 8-Easter 10-legends 14-dyes 15-jars

Discover the Magic of Pysanky

www.babasbeeswax.com

everything you need to make beautiful pysanky the traditional way



Making pysanky has never been so easy or affordable! This Kit contains everything but the egg to make dozens of pysanky the traditional way. Many items pictured can be shared. Watch free video on YouTube "Learn to Write Pysanky for Teachers and Students" on iluvpysanky channel <https://youtu.be/63Pd1-nPMug>

Everything
but the
egg!

This is what you get (pictured above):




- ① pamphlet of step-by-step instructions, coloured diagrams, helpful hints, important information and 45 sample "Ukrainian Easter Egg Pysanka Beginners' Designs"
- ② a variety of dye colours – basic colours of yellow, orange, red and black are a good start
- ③ kistka – used to apply melted beeswax on the egg
- ④ pure beeswax – dark colour makes it easy to see patterns on egg
- ⑤ candle – these long burning candles that will last for more than 6 hours are preferable to tea lights

Plan your
pysanka
design here



Guy Kistka

Baba's Beeswax publishes these and more



Discover the Magic of Pysanky
BabasBeeswax.com



Everything you need to make beautiful Pysanky the traditional way!



Since 1991

Follow the buzzzz
on social media



Pysanka Power Podcast
Saving the world one pysanka at a time™

About the Author



Saving the world one pysanka at a time™

Joan Brander is a skilled artist, author, instructor and lecturer with over 60 years experience in creating pysanky Ukrainian Easter eggs. As a child she learned the age-old tradition that was passed down through the generations from her grandmother, whom she called "Baba".

She continued the tradition and by 1978 was demonstrating this ancient art to the public. Since then she has been conducting workshops and demonstrations for teachers, schools, museums, community centres, and corporate events. Joan is advancing the art and culture of egg decorating by participating on various art councils and cultural groups.

Joan's work has been featured in major publications and on television specials. She has authored not only children's books and teaching aids, but also a bibliography, videos, PowerPoint, newsletter and the Pysanka Power Podcast. She has formulated several models of learning in flexible hands-on interactive workshops and enrichment programs.

Born and raised in rural Saskatchewan, Joan studied at Seneca College of Arts and Technology in Toronto. She now resides in Richmond, British Columbia. Her family business, Baba's Beeswax, specializes in wax resist and pysanky kits, supplies and books.



Everything you need to make beautiful Pysanky the traditional way!